


# S-5!®

The Right Way!

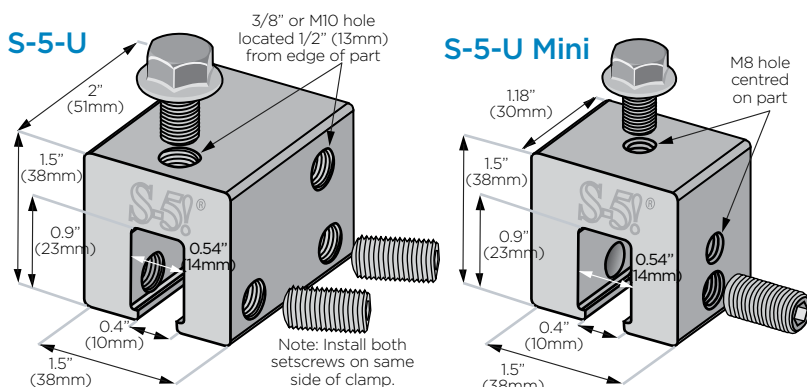


## Introducing the S-5-U & S-5-U Mini clamps

The S-5-U and S-5-U Mini clamps are the perfect zero penetration rooftop attachment solution for the Australian Standing Seam and Double Lock Standing Seam (DLSS) roof market from manufacturers including Lysaght (Bluescope), Fielders, VM Zinc, Rheinzinc and other Architectural standing seam profiles. The clamps can be mounted both vertically and horizontally depending on the seam type. (See overleaf for our product reference table)

## THE S-5-U CLAMPS, ATTACH ALMOST ANYTHING TO STANDING SEAM ROOFS WITH NO PENETRATIONS, NO LEAKS AND NO WORRIES!

S-5! Clamps have been tested globally and are compliant with the requirements of AS/NZS 1170.2:2002 for wind loading. Strong, versatile and guaranteed durable, the S-5! range of clamps allow you to attach almost anything to any concealed fix or standing seam roof WITHOUT the need for penetrations and WITHOUT the worry of leaks or roof warranty call backs.

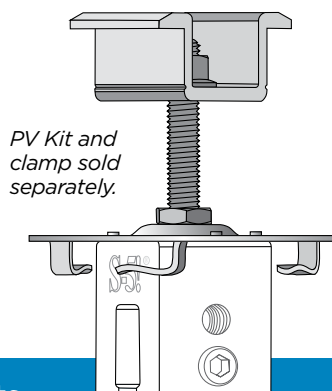


The strength of the S-5-U clamp is in its simple design. The patented set screws will dimple the metal seam material without penetrating it, leaving roof warranties intact.

The S-5-U and S-5-U Mini clamps are each supplied with the hardware shown above. The S-5-U and S-5-U Mini clamps are compatible with most common roofing materials excluding Copper. All included hardware is manufactured from 300 Series Stainless Steel. Please visit [www.S-5.com](http://www.S-5.com) for more information including CAD details, metallurgical compatibilities and specifications.

The S-5-U and S-5-U Mini clamps can also be used in conjunction with the revolutionary S-5-PV Kit which can be purchased separately. Reducing the material cost of a flush-mount installation by up to 30% and cutting installation times dramatically, the use of clamp and PV kit together makes for a winning combination.



The S-5-U clamps have been tested from load-to-failure on most major brands and profiles of standing seam roofing. The independent test lab reports found the [www.S-5.com](http://www.S-5.com) website prove that S-5! holding strength is unmatched in the industry.



## SIMPLE INSTALLATION

- 1 Start the round point set screws in the clamp,
- 2 Position the clamp on the roof seam and
- 3 Tighten the set screws into the seam to the required torque.

Ensure the set screws are torqued to 18-20Nm for 0.76mm thick material and 15-17Nm for 0.6mm thick material.



Visit [www.rps.au.com](http://www.rps.au.com) to download all data sheets, including the S-5-PV Kit and to purchase S-5! clamps and accessories

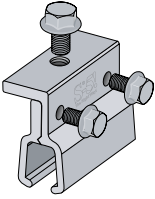
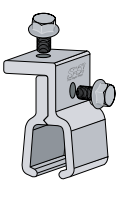
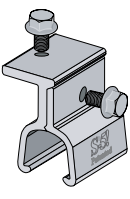
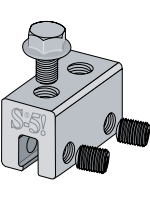
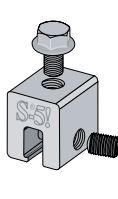
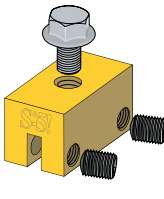
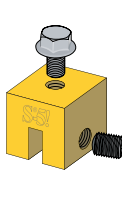
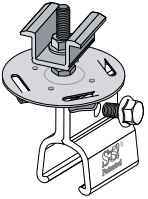
Authorised S-5! Distributor






**S-5! Warning! Please use this product responsibly! Products are protected by multiple U.S. and foreign patents.** Visit the website at [www.S-5.com](http://www.S-5.com) for complete information on patents and trademarks. For maximum holding strength, setscrews should be tensioned and re-tensioned as the seam material compresses. Clamp setscrew tension should be verified using a calibrated torque wrench between 160 and 180 inch pounds when used on 22ga steel and between 130 and 150 inch pounds for all other metals and thinner gauges of steel. Consult the S-5! website at [www.S-5.com](http://www.S-5.com) for published data regarding holding strength. For your roof-top installations using S-5! clamps and brackets, consult with a structural engineer for job specific structural loading and wind load approvals. Copyright 2010, Metal Roof Innovations, Ltd. S-5! products are patented by Metal Roof Innovations, Ltd.

# PRODUCT REFERENCE GUIDE

1) Identify your roof profile. 2) Select the appropriate clamp from the table below

S-5-K	S-5-K Mini	S-5-K700	S-5-U	S-5-U Mini	S-5-B	S-5-B Mini	S-5-PV Kit*
							

\*Choice of clamp (clamp sold separately).

Roof Manufacturer	Roof Product	Generic Roof Profile	S-5 Clamp Options		PV Kit Compatible
BlueScope Lysaght	Klip-Lok 406		S-5-K	S-5-K Mini	✓
BlueScope Lysaght	Klip-Lok 700		S-5-K700	+1.5mm gasket	✓
BlueScope Lysaght	Klip-Lok 700HS		S-5-K700	+1.5mm gasket	✓
Fielders	WideKlip		S-5-K700	+3.0mm gasket	✓
Fielders	KingKlip		S-5-K700	+3.0mm gasket	✓
Fielders	HiKlip		S-5-K700	+3.0mm gasket	✓
Stramit	Speed Deck Ultra		S-5-K700	+3.0mm gasket	✓
Stratco	Topdeck700		S-5-K700	+3.0mm gasket	✓
Metroll	Metlok 700		S-5-K700	+3.0mm gasket	✓
Metroll	Metlok 500		S-5-K700	+3.0mm gasket	✓
BlueScope Lysaght	Longline 305		S-5-U	S-5-U Mini	✓
VM Zinc	Double Lock Standing Seam (DLSS)		S-5-U	S-5-U Mini	✓
Rheinzinc	Double Standing Seam		S-5-U	S-5-U Mini	✓
Rheinzinc	Standing Seam		S-5-U	S-5-U Mini	✓
EuroClad	Copper Standing Seam		S-5-B	S-5-B Mini	✓
	Copper Angled Standing Seam				
Rheinzinc	Copper Double Standing Seam				



As part of the quality offering from RPS, we recommend the use of our gasket and fastener accessories for the S-5-K, S-K Mini and S-5-K700. The use of a gasket increases the versatility of fit across the large range of Australian roofing profiles. The gasket also offers increased galvanic separation and can provide increased resistance to the effects of thermal cycling due to repeated hot and cold temperature fluctuations. The longer stainless steel fasteners and spring washers allow for an even easier clamp assembly and installation.

Our gasket and fastener accessories are the perfect complement to S-5! Clamps.

For more information regarding clamp selection and available accessories

contact **RPS** on **1300 695 404** or visit **[www.rps.au.com](http://www.rps.au.com)**

**S-5!®**  
The Right Way!

**rps** renewable  
power  
services  
COMMERCIAL SPECIALISTS