


S-5!®
The Right Way!



Introducing the VersaBracket™

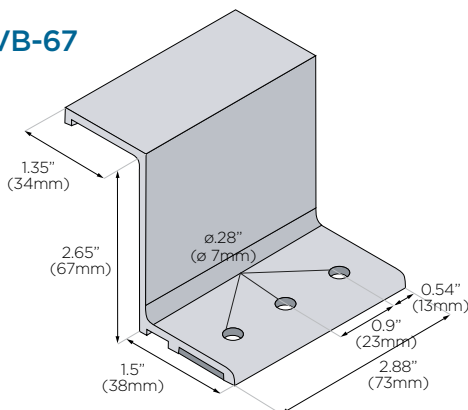
VersaBracket can be used to quickly and economically mount almost anything to a screw-fix roof system and is compatible with almost any trapezoidal, trimdek, or screw-fix profile. Use VersaBracket with the S-5-PV Kit for a quick and easy rail-less solar installation or on its own to support mounting rails, struts, framework and other rooftop mounted equipment.

NO MESSY SEALANTS, NO LEAKS, NO WORRIES!

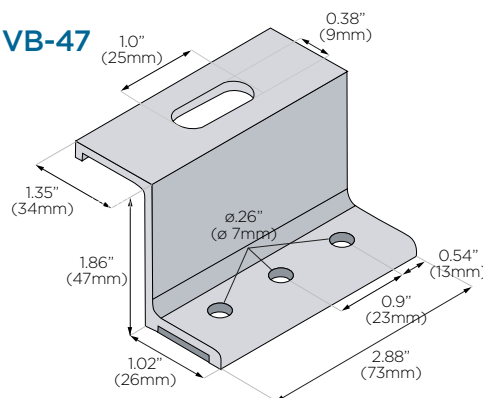
The VersaBracket comes with factory-applied gasket already in the base, and the S-5! patented reservoir conceals the gasket sealant from UV exposure, preventing drying and cracks.

Installation is simple. VersaBracket is mounted on the flat of the panel, directly into the supporting structure of the roof, i.e. wood decking, wood or steel purlins or trusses. No surface preparation is necessary; simply clean the surface of grease and dirt, peel the release paper from the base, align and apply. Secure through the pre-punched holes using the appropriate Tek-screws or structural rivets for the supporting structure.

VB-67



VB-47



To accommodate various rib heights, VersaBracket™ comes in two heights—67mm, the VersaBracket-67™ and the 47mm high VersaBracket-47™. The VersaBracket-67™ mounting face has no holes or slots, thus, ancillary items are typically secured using self-drilling Tek-screws. The VersaBracket-47™ offers various mounting face configurations. Each VersaBracket comes with factory applied butyl sealant in the base. VersaBracket is a structural aluminum attachment bracket, compatible with most common metal roofing materials. Call us on 1300 695 404 or go to www.S-5.com for design assistance, further information including CAD details, metallurgical compatibilities and specifications.

The VersaBracket has been tested for load-to-failure results on wood decking, metal and wood purlins. The independent lab test data found at www.S-5.com can be used for load-critical designs and applications. S-5! Holding strength is unmatched in the industry.

SIMPLE INSTALLATION

- 1 No surface preparation is necessary; simply wipe away excess grease and dirt.
- 2 Peel the release paper from the base, align and apply.
- 3 Secure through the pre-punched holes using the appropriate self-drilling Tek-screws or structural rivets for the supporting structure.



Visit www.roofclamps.com.au to download all data sheets, including the S-5-PV Kit and to purchase S-5! clamps and accessories.

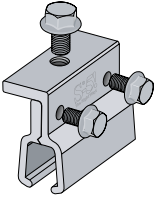
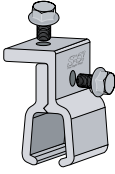
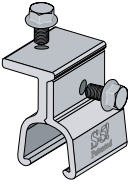
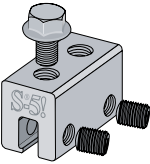
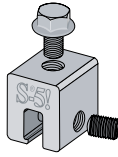
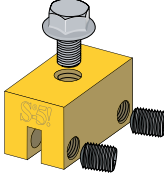
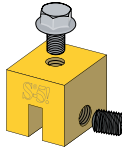
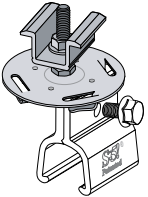
Authorised S-5! Distributor






S-5! Warning! Please use this product responsibly! Products are protected by multiple U.S. and foreign patents. For published data regarding holding strength, bolt torque, patents and trademarks visit the S-5! website at www.S-5.com For your roof-top installations using S-5! clamps and brackets, consult with a structural engineer for job specific structural loading and wind load approvals. Copyright 2010, Metal Roof Innovations, Ltd. S-5! products are patent protected. S-5! aggressively protects its patents, trademarks and copyrights.


PRODUCT REFERENCE GUIDE

1) Identify your roof profile. 2) Select the appropriate clamp from the table below

S-5-K	S-5-K Mini	S-5-K700	S-5-U	S-5-U Mini	S-5-B	S-5-B Mini	S-5-PV Kit*
							

*Choice of clamp (clamp sold separately).

Roof Manufacturer	Roof Product	Generic Roof Profile	S-5 Clamp Options		PV Kit Compatible
BlueScope Lysaght	Klip-Lok 406		S-5-K	S-5-K Mini	✓
BlueScope Lysaght	Klip-Lok 700		S-5-K700	+1.5mm gasket	✓
BlueScope Lysaght	Klip-Lok 700HS		S-5-K700	+1.5mm gasket	✓
Fielders	WideKlip		S-5-K700	+3.0mm gasket	✓
Fielders	KingKlip		S-5-K700	+3.0mm gasket	✓
Fielders	HiKlip		S-5-K700	+3.0mm gasket	✓
Stramit	Speed Deck Ultra		S-5-K700	+3.0mm gasket	✓
Stratco	Topdeck700		S-5-K700	+3.0mm gasket	✓
Metroll	Metlok 700		S-5-K700	+3.0mm gasket	✓
Metroll	Metlok 500		S-5-K700	+3.0mm gasket	✓
BlueScope Lysaght	Longline 305		S-5-U	S-5-U Mini	✓
VM Zinc	Double Lock Standing Seam (DLSS)		S-5-U	S-5-U Mini	✓
Rheinzinc	Double Standing Seam		S-5-U	S-5-U Mini	✓
Rheinzinc	Standing Seam		S-5-U	S-5-U Mini	✓
EuroClad	Copper Standing Seam		S-5-B	S-5-B Mini	✓
	Copper Angled Standing Seam				
Rheinzinc	Copper Double Standing Seam				



As part of the quality offering from RPS, we recommend the use of our gasket and fastener accessories for the S-5-K, S-K Mini and S-5-K700. The use of a gasket increases the versatility of fit across the large range of Australian roofing profiles. The gasket also offers increased galvanic separation and can provide increased resistance to the effects of thermal cycling due to repeated hot and cold temperature fluctuations. The longer stainless steel fasteners and spring washers allow for an even easier clamp assembly and installation.

Our gasket and fastener accessories are the perfect complement to S-5! Clamps.

For more information regarding clamp selection and available accessories contact **RPS** on **1300 695 404** or visit **www.roofclamps.com.au**

S-5!®
The Right Way!

rps renewable
power
services
COMMERCIAL SPECIALISTS