

BPT-S 3-4.6

String inverter

Specifications



BOSCH



- ▶ **Simplified start of operation through RFID**
- ▶ **Remote diagnosis in case of services**
- ▶ **Integrated data logger**
- ▶ **Maintenance-free cooling concept**
- ▶ **Optimal efficiency thanks to transformerless topology**
- ▶ **Innovative, high-quality and elegant housing**

The single-phase string inverters of the BPT-S series set new standards in terms of ease of use and analysis opportunities. New communication interfaces allow a fast and fault-free initial operation and simplified remote analysis.

Initial operation with the e.Key

Thanks to touchless RFID technology, the installer is able to set the valid country parameters in seconds during the initial operation of a Bosch inverter.

The e.Key, just the size of a credit card, is held up to the marked field in order to transfer the data. This rules out any faults in the settings.

High flexibility and more safety

The wide entry voltage range of 170V to 750V ensures very high flexibility in the planning of the PV generator. Additionally, the number of MPP trackers is optimally set to the performance of the solar modules. Together with the new MPP procedure, this allows very high yields. The innovative and intelligent service switch provides additional operational safety. Before switching, the inverter checks the installation on the DC and AC side. If there is an error message during operation, the PV generator is automatically disconnected from the inverter.

Integrated data logger



The integrated data logger function records all data and makes it available in graphical form in the e.Web monitoring portal. Additionally, a visualisation is possible on smartphones with the e.UserApp. Along with the display of performance data, individual parameters are also available via the internet. The equally integrated set-up tool e.Data helps to avoid service calls or to more precisely plan them in advance.

Improved cooling concept

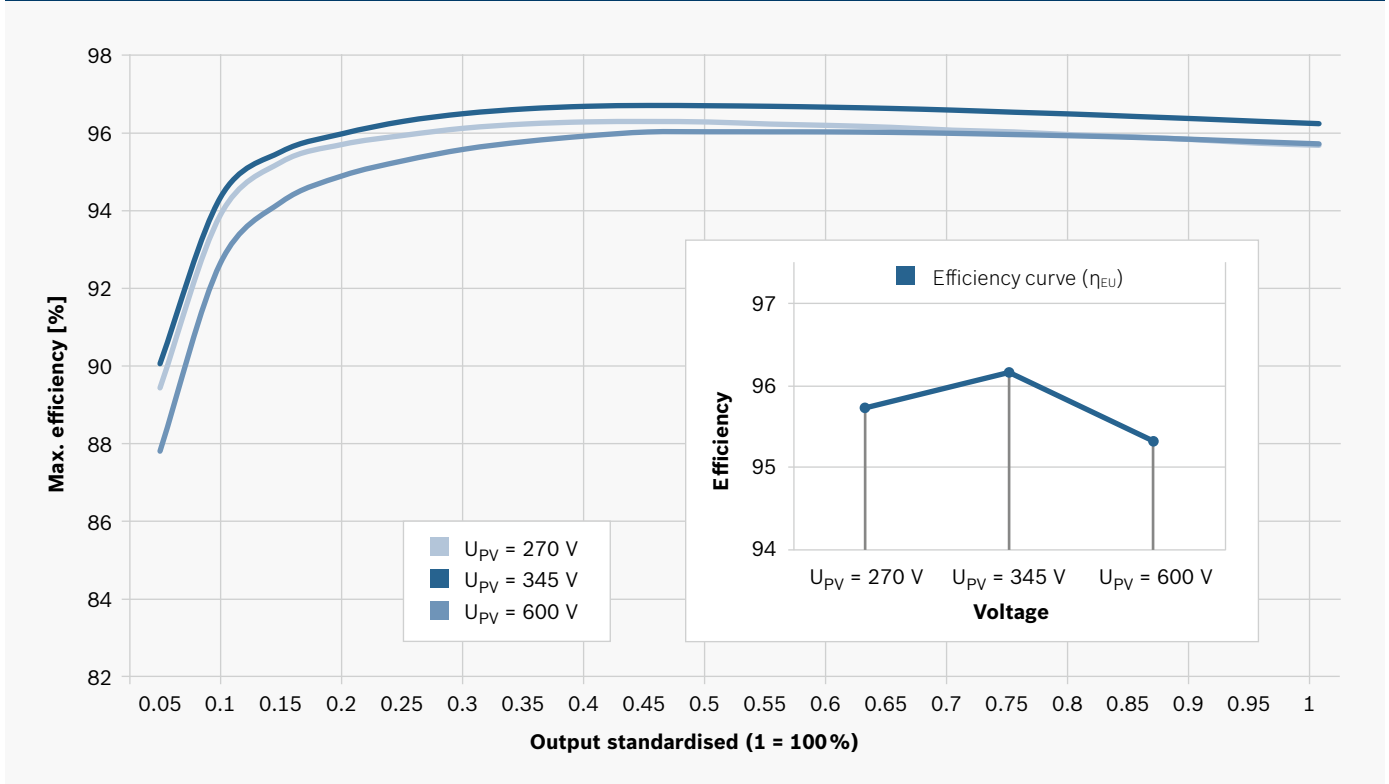
The new maintenance-free cooling concept PowerCool optimises the heat distribution of the inverter. The innovative cooling and the use of components according to the highest Bosch quality standards permits a long life cycle of the inverter. Theft protection is integrated into an easy to use installation of the inverters. Completed by the Bosch service concept, the continuously seamless operation of the photovoltaics system is realisable.



Type	BPT-S 3	BPT-S 3.68	BPT-S 4	BPT-S 4.6
Electrical data entry (DC)				
PV power for design ratio 1.15	3.4 kWp	4.2 kWp	4.6 kWp	5.3 kWp
Max. DC input power	3.2 kW	3.9 kW	4.2 kW	4.8 kW
Maximum allowable input voltage	750 V	750 V	750 V	750 V
Max. MPP voltage	600 V	600 V	600 V	600 V
MPP voltage range	170–600 V	170–600 V	170–600 V	170–600 V
Min. input voltage/start voltage	125 V / 170 V	125 V / 170 V	125 V / 170 V	125 V / 170 V
Min. MPP voltage (according to DIN EN 50524)	270 V	330 V	2 x 180 V	2 x 210 V
Max. MPP current per input	11.6 A	11.6 A	11.6 A	11.6 A
Max. allowable current per input	16.3 A	16.3 A	16.3 A	16.3 A
Number of independent MPP trackers	1	1	2	2
DC connections	1 x 1	1 x 1	2 x 1	2 x 1
Design of DC connection	SUNCLIX, incl. DC mating connector			
Compatibility with PV modules	c-Si, CIS (unearthed PV generator)			
Maximum feedback current of the inverter in the photovoltaic system	0 A	0 A	0 A	0 A
Electrical data output (grid)				
Voltage range	184–265 V	184–265 V	184–265 V	184–265 V
Measured grid voltage	230 V	230 V	230 V	230 V
Max. output current	13.0 A	16.0 A	17.4 A	20.0 A
Maximum AC output error current	100 A for 1s	100 A for 1s	100 A for 1s	100 A for 1s
Measured power	3.0 kW	3.68 kW	4.0 kW	4.6 kW
Max. apparent power	3.0 kVA	3.68 kVA	4.0 kVA	4.6 kVA
Frequency area	45–55 Hz	45–55 Hz	45–55 Hz	45–55 Hz
Power factor (cos φ)	0.9 inductive ... 0.9 capacitive			
compatible grid types	TN grid/TT grid	TN grid/TT grid	TN grid/TT grid	TN grid/TT grid
AC connection	AC plug included	AC plug included	AC plug included	AC plug included
Maximum excess current protection at the AC output	20 A	20 A	20 A	20 A
Type of infeed	single-phase	single-phase	single-phase	single-phase
Distortion factor	< 4.5 %	< 4.5 %	< 4.5 %	< 4.5 %
AC output alternating current (switch-on current)	0 A	0 A	0 A	0 A
Stand-by/night power consumption	approx. 1 W	approx. 1 W	approx. 1 W	approx. 1 W
Topology	transformerless			
Conversion efficiency				
Maximum efficiency factor	97 %	97 %	97 %	97 %
EU efficiency factor	96.2 %	96.3 %	96.5 %	96.5 %
Protection systems				
Short-circuit and fault current monitoring	Integrated (isolation measurement and fault current protective switch sensitive to universal current according to EN 62109-2)			
DC circuit breaker	Integrated (electro-mechanical)			
DC polarity protection	Integrated (autom. measurement of DC voltage prevents switching during incorrect polarity)			
DC input surge diverter	Class 3 varistors			
Overvoltage category (according to IEC 60664-1)	III (AC-side) / II (DC-side)			
Protection class (according to IEC 62103)	Class I	Class I	Class I	Class I

Type	BPT-S 3	BPT-S 3.68	BPT-S 4	BPT-S 4.6
Standards				
Fulfilled requirements / clearance at hand	AS 4777.2, AS 4777.3, AS/NZS 3100, VDE AR-N 4105:2011, VDE 0126-1-1:2013,  			
Interference emission / resistance (EMV)	DIN EN 61000-6-2:2006 + A1:2011, DIN EN 61000-6-3:2006 + A1:2011			
Device safety	DIN EN 62109-1:2011, DIN EN 62109-2:2012, EN 60950-1:2011			
Conformity and approval	CE/RCM	CE/RCM	CE/RCM	CE/RCM
Radio regulations	ETSI EN 301489-1:2011, ETSI EN 301489-3:2002, ETSI EN 300330-2:2010, ETSI EN 302291-2:2005			
Connection options for ripple control receiver	combined with optional accessories			
Mechanical data				
Dimensions in mm (L x W x H)	620 x 414 x 170	620 x 414 x 170	620 x 530 x 180	620 x 530 x 180
Weight (without accessories and packaging)	17 kg	17 kg	25 kg	25 kg
Housing material	High-quality special plastic			
Type of installation	Wall installation with wall-mounting			
Protection type (as per EN 60529)	IP65	IP65	IP65	IP65
Climate class	4K6	4K6	4K6	4K6
Cooling	free convection	free convection	free convection	free convection
Environmental conditions				
Permissible operation area	-25 to +60 °C			
Excess temperature behaviour	continuous power reduction (derating)			
Relative air humidity	4 to 100 % (climate class 4K6), non-condensing			
Installation altitude above sea level	up to 3000 m over NN			
Place of installation	inside & outside			
Reliability				
Manufacturer 's voluntary warranty	5 years			
Optional voluntary warranty extension	optionally extendable			
Communication				
Monitoring settings	integrated data logger			
Display	LCD (2x 16 characters), back-lit, status LEDs			
Operation	Touchless gesture control			
Interfaces	1x Ethernet, RFID	1x Ethernet, RFID	2x Ethernet, RFID	2x Ethernet, RFID
Connection to online portal	via Ethernet (encoded)			

Efficiency curves BPT-S 3



Robert Bosch (Australia) Pty Ltd

Locked Bag 66
 Clayton Victoria 3169, Australia
 Ph: 03-9541-7048
 Fax: 03-9541-7766
 Info.BoschPowerTec@au.bosch.com
www.bosch-power-tec.com

available at