

SPLASH

monitoring

Maximise the potential of renewable energy systems with SPLASH web-based monitoring

- ✓ **Lobby screens: Get maximum promotional and educational value with dynamic animations driven by real-time data**
- ✓ **70+ animations to choose, or have one custom made**
- ✓ **SMS & Email Alerts for failures or performance tips**



- ✓ **Live data updated every 10 seconds**
- ✓ **Graph historical data**
- ✓ **Brand with any logo**
- ✓ **Highly Educational**
- ✓ **Cost-effective and installs in minutes!**

Choose SPLASH to monitor your commercial, educational, or home system today.

www.splashmonitoring.com

Why monitor renewable energy systems?

Monitoring of systems has been proven to result in increased savings and improved system performance. The additional cost of the monitoring can be saved in a very short time, in some cases within a month. The installation of a monitoring system is so beneficial that it is often a mandatory requirement to qualify for a renewable energy grant. SPLASH monitoring provides all the advantages of a standard monitoring system and much more.

Why use SPLASH monitoring?

Animations bring systems to life

Each system has its own animated webpage. This webpage shows a schematic animation of the system with instantaneous data that is refreshed every 10 seconds.

Choose an animation from the extensive online library, or have us custom make one for you. The animation is ideally suited for lobby displays for promotion or educational purposes. Events in the animation are triggered by actual activity on site i.e. solar radiation dictates the amount of cloud cover, and a pump or electric element is shown operating only if it is actually running on site. The cumulative energy ticker at the bottom of the animation shows the amount of energy produced in multiple easily understandable units, such as kW-h, average homes, mileage of an average car, etc.

Graphing/Reporting Historical Data

Each system has its own easy to use Graphing and Reporting tools. These are accessed from the Animation; simply select a date range and the data you wish to graph.

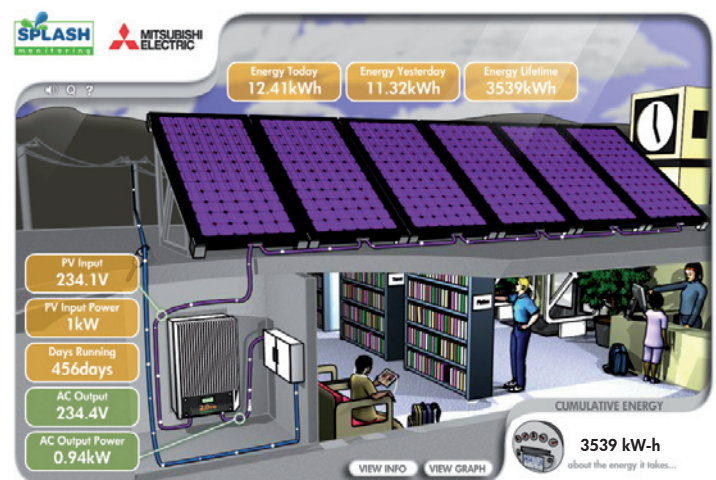
Detailed Reports can be downloaded and exported as csv files using the Reports button on the DashBoard.

System Information

Customers can upload 4 photographs and descriptions into the Information Section of each system they own. These are generally used to show the overall site, collectors, inverter, batteries, hot water cylinder, or controls with descriptions of each. Click on the "view info" button at the bottom of the animation to access the information area.

Mobile View

Access real time system data 24/7 on your mobile device with the Mobile View and highly-customisable Lite Views. These views are ideally suited for system commissioning and checking the current operation of the system.



An example animation: Library PV System



Cumulative and instantaneous graphs



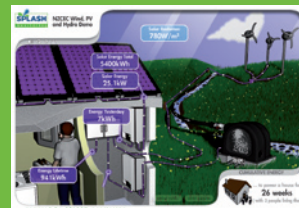
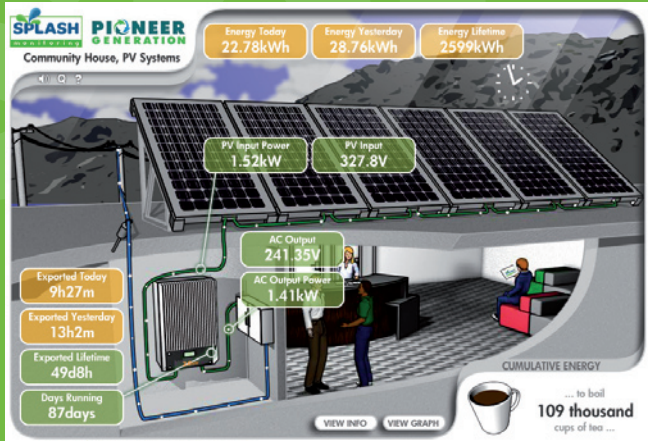
Victoria University shows off its solar panels

SPLASH monitoring has extensive data logging, reporting, and alerting features to ensure that a renewable system is correctly set up and is performing optimally.

Our team of engineers and technicians work with manufacturers and service providers to deliver custom solutions across a wide range of industries. Co-brand with your logo, get animations tailored to real locations, and more. If you produce hardware that you want web-enabled, contact us about getting “SPLASH inside” so that your customers don’t need additional hardware: just issue your own OEM licenses and push data to our service direct. In addition to monitoring, our two-way communications option can provide easy remote configuration of your hardware.

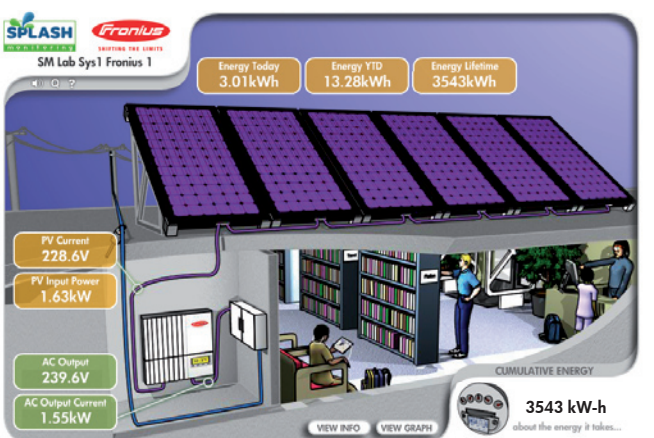
Helping you make a SPLASH!

Our animations are ideal for corporate and educational lobby displays, but can be viewed on any browser screen. If our extensive collection of animations and backgrounds doesn't fit your needs, our creative team can design them for you. Each one can include several data-driven events: fans blow and pumps pump only when their real-life counterparts are operating. If you can hook a sensor to it, we can bring it to life!



Branding

Inserting logos into the Animation can maximise your PR and brand exposure, product placement and branded colour themes can increase brand awareness. Because you are in complete control of the content within your Info section, you can include logos and product images here. You can also have your logo promoted in the top left corner of the animation.



Contact your local agent/dealer:



SPLASH monitoring Limited
15b Saturn Place,
Albany, Auckland
Telephone +64 9 442 0996

sales@splashmonitoring.com
www.splashmonitoring.com