


SRP-BMA-DG SERIES 6 INCH 144 CELLS

395-410_w



KEY FEATURES



5400Pa Mechanical load.



Enhanced safety by excellent fire resistance



Perfect for sandy, snowy and high latitude regions



Lower power degradation, more power yield, more returns



Dual glass reduces micro-cracks, snail trail, UV aging



Cut cell, Less internal power loss, Less mismatch loss

MANAGEMENT SYSTEM

ISO 9001: Quality management system

ISO 14001: Standard for environmental management system

OHSAS 18001: International standard for occupational health and safety assessment system

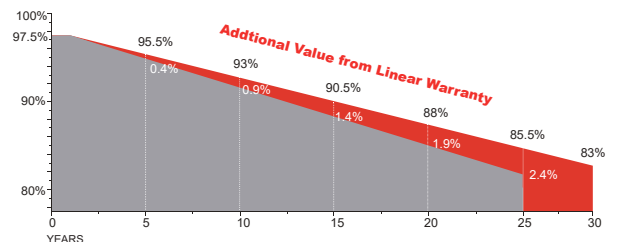
INSURANCE

PICC

PRODUCT CERTIFICATES



WARRANTY



Guarantee on product material and workmanship



linear power output warranty

Specifications are subject to change without further notification SRP-DS-EN-2020V1.0 © Copyright 2020 Seraphim

Electrical Characteristics

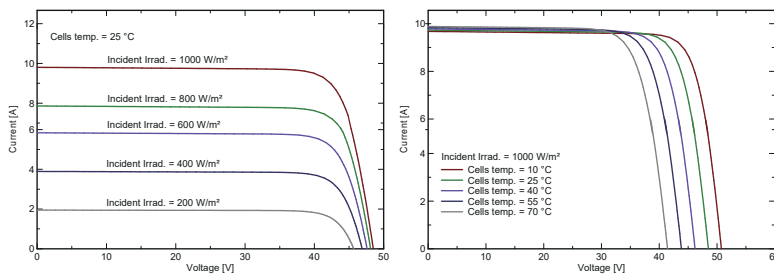
Module Type	SRP-395-BMA-DG		SRP-400-BMA-DG		SRP-405-BMA-DG		SRP-410-BMA-DG	
	STC	NOCT	STC	NOCT	STC	NOCT	STC	NOCT
Maximum Power -P _{mp} (W)	395	294	400	298	405	302	410	306
Open Circuit Voltage -V _{oc} (V)	49.3	45.6	49.5	45.8	49.7	46.0	49.9	46.2
Short Circuit Current -I _{sc} (A)	10.04	8.13	10.12	8.20	10.19	8.27	10.26	8.33
Maximum Power Voltage -V _{mp} (V)	41.5	38.3	41.7	38.5	41.9	38.7	42.1	38.9
Maximum Power Current -I _{mp} (A)	9.52	7.68	9.60	7.75	9.67	7.81	9.74	7.87
Module Efficiency STC-η _m (%)	19.16		19.40		19.65		19.89	
Power Tolerance (W)	(0,+4.99)							
Maximum System Voltage (V)	1500VDC							
Maximum Series Fuse Rating (A)	20A							
Pmax Temperature Coefficient	-0.36 %/°C							
Voc Temperature Coefficient	-0.28 %/°C							
Isc Temperature Coefficient	+0.05 %/°C							
Operating Temperature	-40~+85 °C							
Nominal Operating Cell Temperature	45±2 °C							

STC: Irradiance 1000 W/m² module temperature 25°C AM=1.5

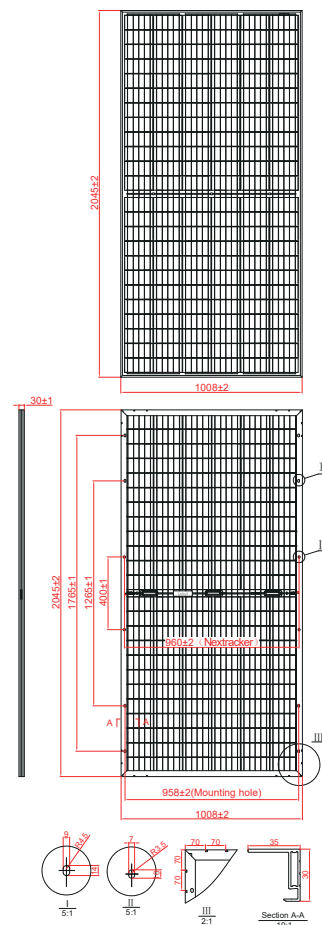
NOCT: Irradiance 800 W/m² ambient temperature 20°C wind speed :1m/s

Power measurement tolerance: +/-3%;Voltage measurement tolerance: +/-2%;Current measurement tolerance: +/-4%

I-V Curve



Technical drawing



Mechanical Specifications

External Dimension	2045 x 1008 x 30mm
Weight	26.5kg
Solar Cells	PERC Mono crystalline 158.75 x 79.375 mm (144pcs)
Front Glass	2.0mm AR coating semi-tempered glass,low iron
Back Glass	2.0mm Semi-tempered glass,low iron
Frame	Anodized aluminium alloy
Junction Box	IP68, 3 diodes
Output Cables	4.0 mm ² ,Portrait:255mm(+)/355mm(-);Landscape:1200mm
Connector	Genuine MC4 / TT02 / 05-6 / 05-8
Mechanical Load	Front side 5400Pa/ Back side 2400Pa
Fire Safety Class	Class A

Packing Configuration

External Dimension	2045 x 1008 x 30mm
Container	40'HQ
Pieces per Pallet	32
Pallets per Container	22
Pieces per Container	704

* All Dimensions in mm

* The above drawing is a graphical representation of the product.
For engineering quality drawings please contact SERAPHIM.

Specifications are subject to change without further notification SRP-DS-EN-2020V1.0 © Copyright 2020 Seraphim